

CLEARINGHOUSE



How to manage your UDRP/Court cases **and labels**

Trademark Clearinghouse

02/10/2020

Version 1.2

Contents

1. Introduction	3
2. Adding UDRP cases	4
2.1. Adding a UDRP case and labels.....	4
2.2. Registration page	6
2.3. “Review Order” page	7
2.4. Payment page	10
2.5. Validation of UDRP case and labels	10
2.5.1. Case and label(s) "verified"	10
2.5.2. Case “incorrect”	10
2.5.3. Case "verified" – label(s) "incorrect"	10
2.5.4. Case and/or label "invalid"	11
2.5.5. Overview of different validation scenario's.....	11
3. Adding Court cases	12
3.1. Adding a Court case and labels	12
3.2. Registration page	14
3.3. “Review Order” page	15
3.4. Payment page	17
3.5. Validation of Court case and labels	17
3.5.1. Case and labels "verified"	17
3.5.2. Case “incorrect”	17
3.5.3. Case "verified" - label "incorrect"	18
3.5.4. Case and/or label "invalid"	18
3.5.5. Overview of different validation scenario's.....	18
4. Correcting an “incorrect” Court/UDRP case and/or label	19
4.1. Correcting cases with status “incorrect”	19
4.1.1. Selecting case via the “Case Overview” page	19
4.1.2. Selecting case via the trademark record	19
4.1.3. Editing the information of a case with status “incorrect”	20
4.2. Correcting labels with status “incorrect”	21
4.2.1. Selecting case via the “Case Overview”	21
4.2.2. Selecting case via the trademark record	21
4.2.3. Correcting the label with status “incorrect”	22

1. Introduction

The following guide will explain how to add the abused domain name labels and their corresponding UDRP or Court cases. For an overview of our UDRP/Court case pricing please refer to the [fee structure](#).

Please note that Abused Domain Name Labels are only valid for the Claims service.



2. Adding UDRP cases

2.1. Adding a UDRP case and labels

After your trademark record has been verified, you will be able to add a UDRP case and the related abused label(s) to the trademark record.

To do so, log into your TMCH account, you will automatically be on tab on the “Mark overview page”. Then, click on the trademark record for which you would like to add the UDRP case and labels and scroll down to the bottom of the page.

Mark overview

<div> <div>1 to 1 of 1 rows</div> <div>10</div> <div>1</div> <div>Disable Pager</div> </div>				
Mark	Status	POU	Expiry	Markholder
New Trademark	✓ VERIFIED	⚙ NEW	2021-11-18	newtrademark

Click on the “View more details” button next to “UDRP/Court cases and abused label”

NAME OF THE MARK* New Trademark
MARK TYPE* Registered Trademark
STATUS* VERIFIED

Send transfer code ?

By initiating this transfer, all documents related to the mark submission in the TMCH (including, but not limited to, certificate, POU sample & declaration) will be transferred to the management of the new, accepting TM agent. By initiating the transfer, you confirm to be entitled to such transfer of documents.
HANDLE 00022216057100671605710067-1 [View more details](#)
COMMENT

Date & timestamp
Comment number
Comment
Status

Uploaded attachments #1449 Declaration of Proof of use including one single sample
[View more details](#)

Services

NEW-TRADEMARK Sunrise flag ? Claims flag [on](#) TREx disabled
NEWTRADEMARK Sunrise flag ? Claims flag [on](#) TREx disabled
SMD FILE Not available
ONGOING NOTIFICATION Active
BRANDPULSE SERVICE [View report](#)
COPY NORN TO HOLDER [Activate](#)

Labels [View more details](#)
Variations [View more details](#)
UDRP/Court cases and abused label [View more details](#)

Select “Add UDRP” in order to add a UDRP case. Please note that the type of case can be changed later on in the process as well.

Label #167138 testudrp

Services

TESTUDRP Sunrise flag ? Claims flag on

SMD FILE Not available

ONGOING NOTIFICATION Active

COPY NORM TO HOLDER

Activate

Variations

Variations are labels that are non-exact matches with your mark. They will only be used for Ongoing Notifications.

[Which variations are allowed ?](#)

[Add more variations before ordering](#)

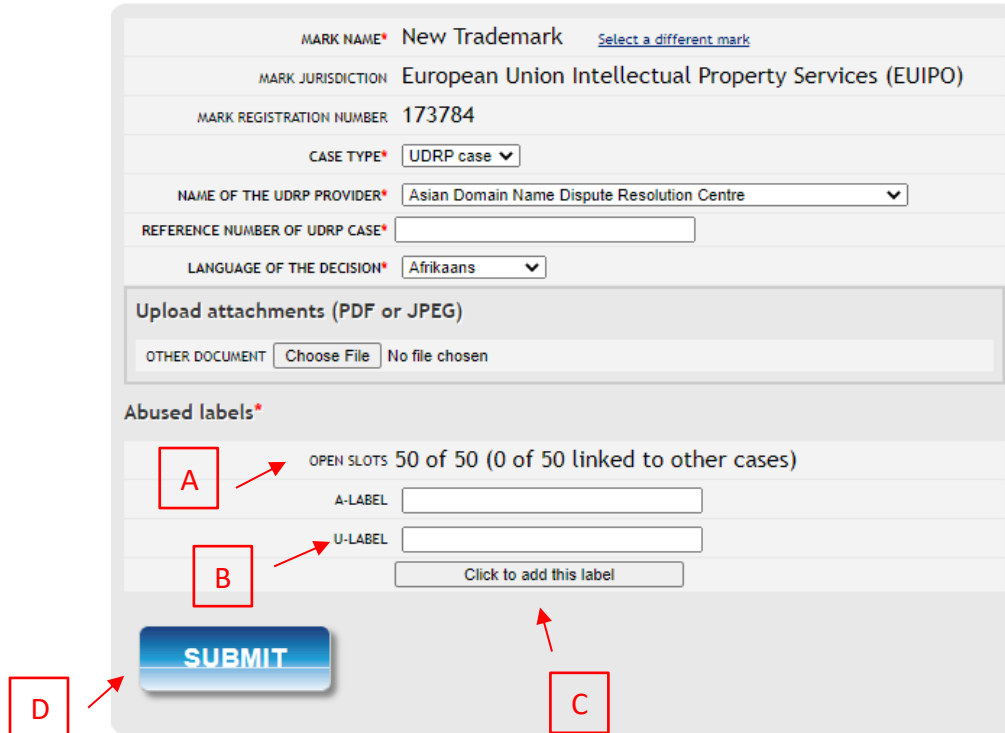
UDRP/Court cases and abused label

Name	Ref Number/Court Case No.	Status	ULabel
Add UDRP	Add Court case		

2.2. Registration page

After clicking on “Add UDRP” you will be redirected to the registration page.

UDRP Case / Court case



The screenshot shows a registration form for a UDRP case. The form includes the following fields and elements:

- MARK NAME***: New Trademark (with a link to "Select a different mark")
- MARK JURISDICTION**: European Union Intellectual Property Services (EUIPO)
- MARK REGISTRATION NUMBER**: 173784
- CASE TYPE***: UDRP case (dropdown menu)
- NAME OF THE UDRP PROVIDER***: Asian Domain Name Dispute Resolution Centre (dropdown menu)
- REFERENCE NUMBER OF UDRP CASE***: (empty text box)
- LANGUAGE OF THE DECISION***: Afrikaans (dropdown menu)
- Upload attachments (PDF or JPEG)**: (section header)
- OTHER DOCUMENT**: Choose File (button) No file chosen (text)
- Abused labels***: (section header)
- OPEN SLOTS**: 50 of 50 (0 of 50 linked to other cases) (text)
- A-LABEL**: (empty text box)
- U-LABEL**: (empty text box)
- Click to add this label**: (button)
- SUBMIT**: (blue button)

Annotations on the form:

- A**: Points to the "OPEN SLOTS" field.
- B**: Points to the "U-LABEL" field.
- C**: Points to the "Click to add this label" button.
- D**: Points to the "SUBMIT" button.

On the registration page, fill in the mandatory fields (marked with an asterisk) of the case and add the labels. On this page, you will also be able to select the “Case type” you wish to submit.

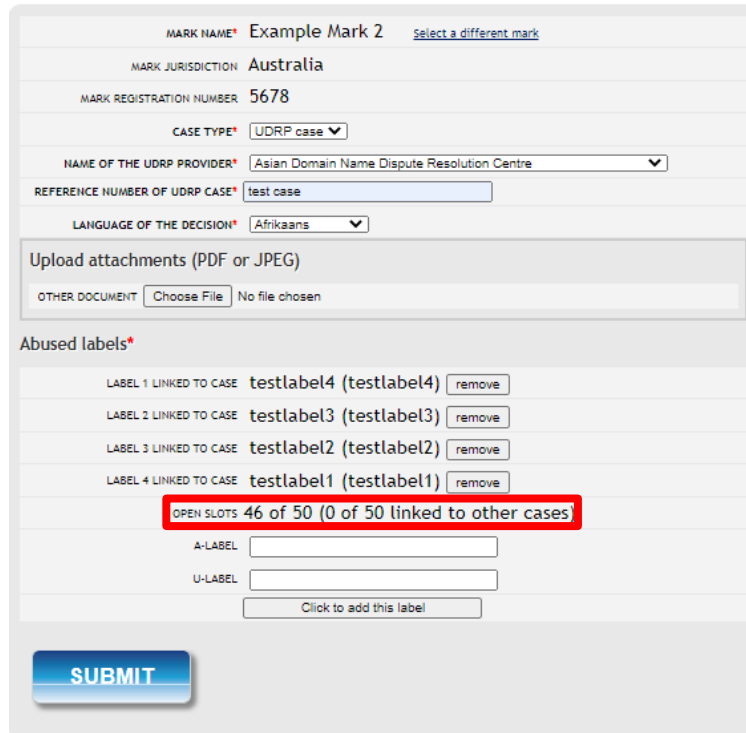
Please note the following:

- Depending on previous cases, you will have the possibility to add up to 50 labels. If you added a case before, this number will be less. You can check the number of allowed labels by looking at the “Open slots” field **(A)**.
- You can add the labels in “A-label” or “U-label” form. Only the “U-label” will be shown in the overview **(B)**.
- At least 1 label must be added, therefore, do not forget to click on “Click to add this label”, otherwise the label will not be added to your case **(C)**.

After you have filled in the mandatory fields and added the labels, select “Submit” **(D)**. You will now be redirected to the order overview.

Please find below an example of a completed registration form for a UDRP case. As can be seen in the example, the “Open slots” count has been lowered to 46, since 4 abused labels have earlier been added.

UDRP Case / Court case



MARK NAME* Example Mark 2 [select a different mark](#)

MARK JURISDICTION Australia

MARK REGISTRATION NUMBER 5678

CASE TYPE* UDRP case ▼

NAME OF THE UDRP PROVIDER* Asian Domain Name Dispute Resolution Centre ▼

REFERENCE NUMBER OF UDRP CASE* test case

LANGUAGE OF THE DECISION* Afrikaans ▼

Upload attachments (PDF or JPEG)

OTHER DOCUMENT Choose File No file chosen

Abused labels*

LABEL 1 LINKED TO CASE	testlabel4 (testlabel4)	remove
LABEL 2 LINKED TO CASE	testlabel3 (testlabel3)	remove
LABEL 3 LINKED TO CASE	testlabel2 (testlabel2)	remove
LABEL 4 LINKED TO CASE	testlabel1 (testlabel1)	remove

OPEN SLOTS 46 of 50 (0 of 50 linked to other cases)

A-LABEL

U-LABEL

[Click to add this label](#)

SUBMIT

2.3. “Review Order” page

On this page you will be able to review and update your order.

- If you wish to add more cases to the trademark record, click on the mark name in the second column **(A)** of the “Review Order” page. This will redirect you to the trademark record page. You can then follow the steps as described in section [2.1](#) and add a new case. The previous case will be saved on the “Review Order” page.
- If you wish to submit a new trademark record, please click on “Add other mark record” **(B)**.

On this page, you can also remove your order by clicking on the recycle bin.

If you are finished with your order click on “Submit all for checkout” **(C)** and you will be redirected to the payment page.



Review Order

You can update your order on this page.

The screenshot shows the 'Review Order' page. At the top, there is a section titled 'NEW UDRP/COURT CASE REGISTRATIONS' with a trash icon and a link 'Asian Domain Name Dispute Resolution Centre test case'. To the right of this link is a 'New Trademark' link. Below this section are two buttons: 'ADD OTHER MARK RECORD' (labeled B) and 'SUBMIT ALL FOR CHECKOUT' (labeled C). A red arrow points from label A to the 'New Trademark' link.

In case you clicked on the trademark name in order to add a new case, please navigate to the bottom of the trademark record and click on “View more details” next to “UDRP/Court cases and abused label”.

The screenshot shows the trademark record page for 'New Trademark'. The page includes the following sections:

- NAME OF THE MARK*** New Trademark
- MARK TYPE*** Registered Trademark
- STATUS*** VERIFIED
- Send transfer code** (button with a question mark icon)
- By initiating this transfer, all documents related to the mark submission in the TMCH (including, but not limited to, certificate, POU sample & declaration) will be transferred to the management of the new, accepting TM agent. By initiating the transfer, you confirm to be entitled to such transfer of documents.**
- HANDLE** 00022216057100671605710067-1 (with a 'View more details' button)
- COMMENT**
- Date & timestamp** | **Comment number** | **Comment** | **Status**
- Uploaded attachments #1449 Declaration of Proof of use including one single sample** (with a 'View more details' button)
- Services**
 - NEW-TRADEMARK** Sunrise flag ? Claims flag on TREx disabled
 - NEWTRADEMARK** Sunrise flag ? Claims flag on TREx disabled
 - SMD FILE** Not available
 - ONGOING NOTIFICATION** Active
 - BRANDPULSE SERVICE** View report
 - COPY NORN TO HOLDER** Activate
- Labels** (with a 'View more details' button)
- Variations** (with a 'View more details' button)
- UDRP/Court cases and abused label** (with a 'View more details' button highlighted by a red box)

After you clicked on the “View more details” button, select “Add UDRP”.



Label #167138 testudrp

Services

TESTUDRP	Sunrise flag	Claims flag on
SMD FILE	Not available	
ONGOING NOTIFICATION	Active	
COPY NORN TO HOLDER	<input type="button" value="Activate"/>	

Variations

Variations are labels that are non-exact matches with your mark. They will only be used for Ongoing Notifications.

[Which variations are allowed?](#)

[Add more variations before ordering](#)

UDRP/Court cases and abused label

Name	Ref Number/Court Case No.	Status	ULabel
<input type="button" value="Add UDRP"/>	<input type="button" value="Add Court case"/>		

You will then be redirected to the registration form. Please note that the “Open slots” count also takes into account abused labels added in previous cases.

UDRP Case / Court case

MARK NAME* MARK 1 test test test test [Select a different mark](#)

CASE TYPE* UDRP case ▼

NAME OF THE UDRP PROVIDER* International Institute for Conflict Prevention and Resolution (CPR) ▼

REFERENCE NUMBER OF UDRP CASE* test case

LANGUAGE OF THE DECISION* English ▼

Upload attachments (PDF or JPEG)

OTHER DOCUMENT No file chosen

Abused labels*

LABEL 1 LINKED TO CASE	testlabel3 (testlabel3)	<input type="button" value="remove"/>
LABEL 2 LINKED TO CASE	testlabel2 (testlabel2)	<input type="button" value="remove"/>
LABEL 3 LINKED TO CASE	testlabel1 (testlabel1)	<input type="button" value="remove"/>

OPEN SLOTS: 46 of 49 (1 of 50 linked to other cases)

A-LABEL

U-LABEL



2.4. Payment page

After clicking on “Submit all for checkout” on the “Review Order” page, you will be redirected to the payment page. Click on “Pay prepaid” (for Agents or Holders with a Prepayment account) or “Pay with credit card” (for Holders) to confirm and pay for your order.

2.5. Validation of UDRP case and labels

After you have paid for the UDRP case and the labels, you can track the progress of the validation in the “Cases” tab.

MARKS

SERVICES

CASES

Case overview

11 to 11 of 11 rows

10

2

Disable Pager

Mark	Name	Ref.	Status	U-label
New Trademark	Asian Domain Name Dispute Resolution Centre	test case	NEW	testlabel4

11 to 11 of 11 rows

10

2

You can expand the U-labels by clicking on the arrow **(A)** to view all labels related to the case.

2.5.1. Case and label(s) "verified"

If the case and labels are “verified”, no further action is needed and you will have protection for the abused labels during the Claims period of the gTLD. Please refer to section [2.5.5](#) for an example.

2.5.2. Case “incorrect”

If the assigned status of the case is “incorrect” you will need to change the information provided during the registration of the case as described in the comment of the validator. When clicking on the case (e.g. test case 2 in section [2.5.5](#)) you will be able to edit your case. If the case is assigned to status “invalid” it cannot be edited anymore. Please refer to section [2.5.5](#) for an example.

2.5.3. Case "verified" – label(s) "incorrect"

If the assigned status of the case is “verified” but at least one of the labels is “incorrect”, you will need to change the information provided during registration of the labels as described in the comment of the validator. You can identify the cases with incorrect labels as they have a red box around the label field. The actual incorrect label(s) are marked in red.

2.5.4. Case and/or label "invalid"

If the case and/or label is assigned status “invalid” it cannot be edited anymore. Please refer to section [2.5.5](#) for an example.

2.5.5. Overview of different validation scenario's

Case overview

<div> <div>1 to 5 of 5 rows</div> <div>10 1</div> <div>Disable Pager</div> </div>				
Mark	Name	Ref.	Status	U-label
testUDRP	International Institute for Conflict Prevention and Resolution (CPR)	test case	✓ VERIFIED	<div>testlabel3</div> <div>testlabel2</div> <div>testlabel1</div>
testUDRP	International Institute for Conflict Prevention and Resolution (CPR)	test case 2	✗ INCORRECT	<div>testlabel5</div> <div>testlabel4</div>
testUDRP	International Institute for Conflict Prevention and Resolution (CPR)	test case 3	✓ VERIFIED	<div>testlabel7</div> <div>testlabel6</div>
testUDRP	International Institute for Conflict Prevention and Resolution (CPR)	test case 4	✓ VERIFIED	<div>testlabel9</div> <div>testlabel8</div>
testUDRP	International Institute for Conflict Prevention and Resolution (CPR)	test case 5	✗ INVALID	<div>testlabel11</div> <div>testlabel10</div>

Verified case and labels

Incorrect case

Verified case and incorrect label

Verified case and invalid label

Invalid case



3. Adding Court cases

3.1. Adding a Court case and labels

After your trademark record is verified you will be able to add a Court case and the related abused label(s) to the trademark record.

To do so, click on the mark in “Mark Overview” and scroll down to the bottom of the page.

Mark overview

21 to 27 of 27 rows					10	3	Disable Pager
Mark	Status	POU	Expiry	Markholder			
testcourtcase	✓ VERIFIED	NEW	2017-05-10	Test			

Click on the “View more details” button next to “UDRP/Court cases and abused label”

NAME OF THE MARK* New Trademark
MARK TYPE* Registered Trademark
STATUS* VERIFIED

By initiating this transfer, all documents related to the mark submission in the TMCH (including, but not limited to, certificate, POU sample & declaration) will be transferred to the management of the new, accepting TM agent. By initiating the transfer, you confirm to be entitled to such transfer of documents.
HANDLE 00022216057100671605710067-1 [View more details](#)
COMMENT


Date & timestamp	Comment number	Comment	Status
Uploaded attachments #1449 Declaration of Proof of use including one single sample			

[View more details](#)
Services


NEW-TRADEMARK	Sunrise flag	Claims flag on	TREx disabled
NEWTRADEMARK	Sunrise flag	Claims flag on	TREx disabled
SMD FILE	Not available		
ONGOING NOTIFICATION	Active		
BRANDPULSE SERVICE	View report		
COPY NORN TO HOLDER	<input type="button" value="Activate"/>		

Labels [View more details](#)
Variations [View more details](#)
UDRP/Court cases and abused label [View more details](#)

Select “Add Court case” in order to add a Court case. Please note that the type of case can be changed later on in the process as well.

Label #167144 testcourtcase 

Services

TESTCOURTCASE	Sunrise flag  Claims flag on
SMD FILE	Not available
ONGOING NOTIFICATION	Active
COPY NORN TO HOLDER	<input type="button" value="Activate"/>

Variations

Variations are labels that are non-exact matches with your mark. They will only be used for Ongoing Notifications.

[Which variations are allowed ?](#)

[Add more variations before ordering](#)

UDRP/Court cases and abused label

Name	Ref Number/Court Case No.	Status	ULabel
<input type="button" value="Add UDRP"/>	<input type="button" value="Add Court case"/>		



3.2. Registration page

After clicking on “Add Court case” you will be redirected to the registration page.

UDRP Case / Court case

The screenshot shows a registration form for a UDRP case. The form includes the following fields and elements:

- MARK NAME***: MARK 1 test test test test (with a link to "Select a different mark")
- CASE TYPE***: UDRP case (dropdown menu)
- NAME OF THE UDRP PROVIDER***: International Institute for Conflict Prevention and Resolution (CPR) (dropdown menu)
- REFERENCE NUMBER OF UDRP CASE***: (empty text field)
- LANGUAGE OF THE DECISION***: Afrikaans (dropdown menu)
- Upload attachments (PDF or JPEG)**: (section header)
- OTHER DOCUMENT**: Choose File (button) | No file chosen
- Abused labels***: (section header)
- OPEN SLOTS**: 43 of 43 (7 of 50 linked to other cases) (labeled **A**)
- A-LABEL**: (empty text field)
- U-LABEL**: (empty text field)
- Click to add this label**: (button, labeled **C**)
- SUBMIT**: (blue button, labeled **D**)

On the registration page, fill in the mandatory fields (marked with an asterisk) of the case and add the labels. On this page, you will also be able to select the “Case type” you wish to submit.

Please note the following:

- Depending on previous cases, you will have the possibility to add up to 50 labels. If you added a case before, this number will be less. You can check the number of allowed labels by looking at the “Open slots” field (**A**).
- You can add the labels in “A-label” or “U-label” form. In the overview only the “U-label” will be shown (**B**).
- At least 1 label must be added, therefore, do not forget to click on “Click to add this label”, otherwise the label will not be added to your case (**C**).

After you have filled in the mandatory fields and added the labels, select “Submit” (**D**). You will now be redirected to the order overview.



Please find below an example of a completed registration form for a Court case. As can be seen in the example, the “Open slots” count has been lowered to 41, since 2 abused labels have been added.

UDRP Case / Court case

MARK NAME* MARK 1 test test test test [Select a different mark](#)

CASE TYPE* UDRP case ▼

NAME OF THE UDRP PROVIDER* International Institute for Conflict Prevention and Resolution (CPR) ▼

REFERENCE NUMBER OF UDRP CASE* test case

LANGUAGE OF THE DECISION* Afrikaans ▼

Upload attachments (PDF or JPEG)

OTHER DOCUMENT No file chosen

Abused labels*

LABEL 1 LINKED TO CASE testlabel2 (testlabel2)

LABEL 2 LINKED TO CASE testlabel1 (testlabel1)

OPEN SLOTS 41 of 43 (7 of 50 linked to other cases)

A-LABEL

U-LABEL

3.3. “Review Order” page

On this page you will be able to review and update your order.

- If you wish to add more cases to the trademark record, click on the mark name in the second column **(A)** of the “Review Order” page. This will redirect you to the trademark record page. You can then follow the steps as described in section [3.1](#) and add a new case. The previous case will be saved on the “Review Order” page.
- If you wish to submit a new trademark record, please click on “Add other mark record” **(B)**.

On this page, you can also remove your order by clicking on the recycle bin.

If you are finished with your order click on “Submit all for checkout” **(C)** and you will be redirected to the payment page.



Review Order

You can update your order on this page.

The screenshot shows the 'Review Order' page. At the top, there is a section titled 'NEW UDRP/COURT CASE REGISTRATIONS' containing a table with two rows. The first row has a trash icon, the text 'test court test court reference', and the text 'testcourtcase'. A red arrow labeled 'A' points to the 'testcourtcase' text. Below the table, there are two blue buttons: 'ADD OTHER MARK RECORD' and 'SUBMIT ALL FOR CHECKOUT'. A red arrow labeled 'B' points to the 'ADD OTHER MARK RECORD' button, and a red arrow labeled 'C' points to the 'SUBMIT ALL FOR CHECKOUT' button.

In case you clicked on the mark name in order to add a new case, please navigate to the bottom of the trademark record and select “Add Court case”. You will then be redirected to the registration form. Please note that the “Open slots” count also takes into account abused labels added in previous cases.

UDRP Case / Court case

The screenshot shows the 'UDRP Case / Court case' registration form. The form includes the following fields and sections:

- MARK NAME***: MARK 1 test test test test (with a link to 'Select a different mark')
- CASE TYPE***: UDRP case (dropdown menu)
- NAME OF THE UDRP PROVIDER***: International Institute for Conflict Prevention and Resolution (CPR) (dropdown menu)
- REFERENCE NUMBER OF UDRP CASE***: test case (text input)
- LANGUAGE OF THE DECISION***: Afrikaans (dropdown menu)
- Upload attachments (PDF or JPEG)**: OTHER DOCUMENT (Choose File) No file chosen
- Abused labels***:
 - LABEL 1 LINKED TO CASE: testlabel2 (testlabel2) (remove)
 - LABEL 2 LINKED TO CASE: testlabel1 (testlabel1) (remove)
 - OPEN SLOTS**: 41 of 43 (7 of 50 linked to other cases) (highlighted with a red box)
 - A-LABEL: (text input)
 - U-LABEL: (text input)
 - Click to add this label (button)
- SUBMIT** (blue button)



3.4. Payment page

After clicking on “Submit all for checkout” on the “Review Order” page, you will be redirected to the payment page. Click on “Pay prepaid” (for Agents or Holders with Prepayment) or “Pay with credit card” (for Holders) to confirm and pay your order.

Your order

Type	Label	Duration	Price
court : test courttest court reference		1 Year(s)	
abused_label : test court test court reference	testcourtlabe13	1 Year(s)	
abused_label : test court test court reference	testcourtlabe12	1 Year(s)	
abused_label : test court test court reference	testcourtlabe11	1 Year(s)	
Total			
VAT (15%)			
Total + VAT (15%)			
Upon payment your prepaid account will be credited			
PAY PREPAID		RESET ORDER	

3.5. Validation of Court case and labels

After you have paid for the Court case and the labels, you can track the progress of the validation in the “Cases” tab.

MARKS	SERVICES	CASES	
Case overview			
<div> 1 to 7 of 7 rows 10 1 Disable Pager </div>			
Mark	Name	Ref.	U-label
testcourtcas	test court	test court reference	<div>  NEW </div> testlabelcourt3

You can expand the U-labels by clicking on the arrow **(A)** to view all labels related to the case.

3.5.1. Case and labels "verified"

If the case and labels are “verified”, no further action is needed and you will have protection for the abused labels during the claims period of the gTLD. Please refer to section [3.5.5](#) for an example of this.

3.5.2. Case “incorrect”

If the assigned status of the case is “incorrect” you will need to change the information provided during the registration of the case as described in the comment of the validator. When clicking on the case (e.g. test court 2 in section [3.5.5](#)) you will be able to edit your case. If the case is assigned to status “invalid” it cannot be edited anymore. Please refer to section [3.5.5](#) for an example.



3.5.3. Case "verified" - label "incorrect"

If the assigned status of the case is “verified” but one, or more, of the labels are “incorrect”, you will need to change the information provided during registration of the labels as described in the comment of the validator. You can identify the cases with incorrect labels as they have a red box around the label field. The actual incorrect label(s) are marked in red. If the label is assigned to status “invalid” it cannot be edited anymore. Please refer to section [3.5.5](#) for an example.

3.5.4. Case and/or label "invalid"

If the case and/or label is assigned the status “invalid” it cannot be edited anymore. Please refer to section [3.5.5](#) for an example.

3.5.5. Overview of different validation scenario's

Please find below an overview of the different status types that can be assigned to a case and/or label:

MARKS

SERVICES

CASES

Case overview

1 to 10 of 12 rows

10

1

Disable Pager

Mark	Name	Ref.	Status	U-label
testcourtcas	test court	test court reference	✓ VERIFIED	testcourtlabe3 testcourtlabe2 testcourtlabe1
testcourtcas	test court 2	test court reference	✗ INCORRECT	testcourtlabe5 testcourtlabe4
testcourtcas	test court 3	test court reference	✓ VERIFIED	testcourtlabe7 testcourtlabe6
testcourtcas	test court 4	test court reference	✓ VERIFIED	testcourtlabe9 testcourtlabe8
testcourtcas	test court 5	test court reference	✗ INVALID	testcourtlabe11

Verified case and labels

Incorrect case

Verified case and incorrect label

Verified case and invalid label

Invalid case



4. Correcting an “incorrect” Court/UDRP case and/or label

4.1. Correcting cases with status “incorrect”

4.1.1. Selecting case via the “Case Overview” page

To correct cases with the status “incorrect” via the “Case Overview” page, please click on the “Cases” tab and select the relevant case name in the “Ref”-column.

MARKS	SERVICES	CASES
Case overview		
1 to 6 of 6 rows		
Mark	Name	Ref. Status U-label
testUDRP	International Institute for Conflict Prevention and Resolution (CPR)	test case VERIFIED testlabel3
testUDRP	International Institute for Conflict Prevention and Resolution (CPR)	test case INCORRECT testlabel5

4.1.2. Selecting case via the trademark record

To correct cases with the status “incorrect” via the trademark record, please navigate to the bottom of the trademark record and click on the case in the “UDRP/Court cases and abused label” overview.

Label #167143 testcourtcas

Services

TESTCOURTCASE Sunrise flag Claims flag on

SMD FILE Not available

ONGOING NOTIFICATION Active

COPY NORM TO HOLDER Activate

Variations

Variations are labels that are non-exact matches with your mark. They will only be used for Ongoing Notifications.

[Which variations are allowed?](#)

[Add more variations before ordering](#)

UDRP/Court cases and abused label

	Name	Ref Number/Court Case No.	Status	ULabel
court#101	test court	test court reference	VERIFIED	testlabelcourt3
court#102	test court	test court reference	VERIFIED	testcourtlable3
court#104	test court 2	test court reference	INCORRECT	testcourtlable5
court#105	test court 3	test court reference	VERIFIED	testcourtlable7
court#106	test court 4	test court reference	VERIFIED	testcourtlable9
court#107	test court 5	test court reference	INVALID	testcourtlable11

Add UDRP Add Court case



4.1.3. Editing the information of a case with status “incorrect”

After selecting the case, you will be redirected to the UDRP/Court case. Here, you can click on the “Edit” button to update the information that was previously provided.

UDRP Case

NAME OF THE UDRP PROVIDER* International Institute for Conflict Prevention and Resolution (CPR)

REFERENCE NUMBER OF UDRP CASE* test case 2

LANGUAGE OF THE DECISION* English

STATUS* INCORRECT [Edit](#)

CHANGED 2016-05-10

COMMENTS

LINKED TO MARK* [testUDRP](#)

No documents attached

Labels linked to this case

Label	U-label	Status	Changed
testlabel5	testlabel5	NEW	2016-05-10
testlabel4	testlabel4	NEW	2016-05-10

[Return to mark](#)

Court case

NAME OF THE COURT* test court 2

COURT DECISION REFERENCE* test court reference

COUNTRY* Afghanistan

LANGUAGE OF THE DECISION* Afrikaans

STATUS* INCORRECT [Edit](#)

CHANGED 2016-05-10

COMMENTS

LINKED TO MARK* [testcourtcase](#)

Uploaded attachments #83168 Court case document [Download](#)

Labels linked to this case

Label	U-label	Status	Changed
testcourtlabel5	testcourtlabel5	NEW	2016-05-10
testcourtlabel4	testcourtlabel4	NEW	2016-05-10

[Return to mark](#)

After you have made the necessary changes (please make sure to take into account the validator’s comments when updating the information) and submitted the case for reverification by clicking on the “Update” button, the status of your case will change to “corrected” and will be revalidated.

MARKS

SERVICES

CASES

Case overview

1 to 6 of 6 rows

10 1 Disable Pager

Mark	Name	Ref.	Status	U-label
testUDRP	International Institute for Conflict Prevention and Resolution (CPR)	test case	✓ VERIFIED	testlabel3
testUDRP	International Institute for Conflict Prevention and Resolution (CPR)	test case	✗ CORRECTED	testlabel5



4.2. Correcting labels with status “incorrect”

4.2.1. Selecting case via the “Case Overview”

To correct labels with the status “incorrect” via the “Case Overview” page, please click on the “Cases” tab and select the relevant case name in the “Ref” column.

MARKS	SERVICES	CASES	
Case overview			
<div> <div>14</div> <div>1 to 6 of 6 rows</div> <div>10</div> <div>1</div> <div>Disable Pager</div> </div>			
Mark	Name	Ref.	Status
testUDRP	International Institute for Conflict Prevention and Resolution (CPR)	test case	✓ VERIFIED
testUDRP	International Institute for Conflict Prevention and Resolution (CPR)	test case 2	✗ CORRECTED
testUDRP	International Institute for Conflict Prevention and Resolution (CPR)	test case 3	✓ VERIFIED
			U-label
			testlabel3
			testlabel5
			testlabel7

4.2.2. Selecting case via the trademark record

To correct labels with the status “incorrect” via the trademark record, please navigate to the bottom of the trademark record and click on the case with the incorrect label(s) in the “UDRP/Court cases and abused label” overview.

Label #167143 testcourtcas

Services

TESTCOURTCASE Sunrise flag Claims flag [on](#)

SMD FILE Not available

ONGOING NOTIFICATION Active

COPY NORM TO HOLDER

Variations

Variations are labels that are non-exact matches with your mark. They will only be used for Ongoing Notifications.

[Which variations are allowed?](#)

[Add more variations before ordering](#)

UDRP/Court cases and abused label

	Name	Ref Number/Court Case No.	Status	ULabel
court#101	test court	test court reference	✓ VERIFIED	testlabelcourt3
court#102	test court	test court reference	✓ VERIFIED	testcourtcourtlabel3
court#104	test court 2	test court reference	✗ INCORRECT	testcourtcourtlabel5
court#105	test court 3	test court reference	✓ VERIFIED	testcourtcourtlabel7
court#106	test court 4	test court reference	✓ VERIFIED	testcourtcourtlabel9
court#107	test court 5	test court reference	✗ INVALID	testcourtcourtlabel11



4.2.3. Correcting the label with status “incorrect”

You will then be redirect to the UDRP/Court case. Here you can click on the incorrect label to update the information previously provided.

UDRP Case

NAME OF THE UDRP PROVIDER* International Institute for Conflict Prevention and Resolution (CPR)

REFERENCE NUMBER OF UDRP CASE* test case 3

LANGUAGE OF THE DECISION* English

STATUS* VERIFIED

CHANGED 2016-05-10

COMMENTS

LINKED TO MARK* [testUDRP](#)

No documents attached

Labels linked to this case

Label	Ulabel	Status	Changed
testlabel7	testlabel7	VERIFIED	2016-05-10
testlabel6	testlabel6	INCORRECT	2016-05-10

[Return to mark](#)

Court case

NAME OF THE COURT* test court 3

COURT DECISION REFERENCE* test court reference

COUNTRY* Afghanistan

LANGUAGE OF THE DECISION* Afrikaans

STATUS* VERIFIED

CHANGED 2016-05-10

COMMENTS

LINKED TO MARK* [testcourtcase](#)

Uploaded attachments #83169 Court case document

Labels linked to this case

Label	Ulabel	Status	Changed
testcourtlable7	testcourtlable7	INCORRECT	2016-05-10
testcourtlable6	testcourtlable6	VERIFIED	2016-05-10

[Return to mark](#)

Update the information related to the incorrect label(s) (please make sure to take into account the validator's comments when updating your information). Following this, you can click on the “Update” button.

NAME OF THE UDRP PROVIDER* International Institute for Conflict Prevention and Resolution (CPR)

REFERENCE NUMBER OF UDRP CASE* test case 3

LANGUAGE OF THE DECISION* English

STATUS* VERIFIED

CHANGED 2016-05-10

COMMENTS

LINKED TO MARK* [testUDRP](#)

MARK JURISDICTION United States of America

MARK REGISTRATION NUMBER 1234

No documents attached

LABEL #935 testlabel7 (testlabel7)

LABEL #936

[UPDATE](#)

NAME OF THE COURT* test court 3

COURT DECISION REFERENCE* test court reference

COUNTRY* AF

LANGUAGE OF THE DECISION* Afrikaans

STATUS* VERIFIED

CHANGED 2016-05-10

COMMENTS

LINKED TO MARK* [testcourtcase](#)

MARK JURISDICTION United States of America

MARK REGISTRATION NUMBER 1234

Uploaded attachments #83169 Court case document

LABEL #953

LABEL #954 testcourtlable6 (testcourtlable6)

[UPDATE](#)

The status of the updated label will be “corrected” and the updated label(s) will be revalidated.

NAME OF THE UDRP PROVIDER* International Institute for Conflict Prevention and Resolution (CPR)

REFERENCE NUMBER OF UDRP CASE* test case 3

LANGUAGE OF THE DECISION* English

STATUS* VERIFIED

CHANGED 2016-05-10

COMMENTS

LINKED TO MARK* [testUDRP](#)

No documents attached

Labels linked to this case

Label	Ulabel	Status	Changed
testlabel7	testlabel7	VERIFIED	2016-05-10
testlabel6new	testlabel6new	CORRECTED	2016-05-10

[Return to mark](#)