

CLEARINGHOUSE



## **How to opt-in to the TReX service**

Trademark Clearinghouse

30/09/2020

Version 1.1



## Contents

1. Introduction .....	3
2. Where can I opt-in to the TReX service.....	4
3. How to opt-in to the TReX service? .....	6

## 1. Introduction

This guide will provide you with the instructions on how to opt-in to the TReX service via your TMCH account.

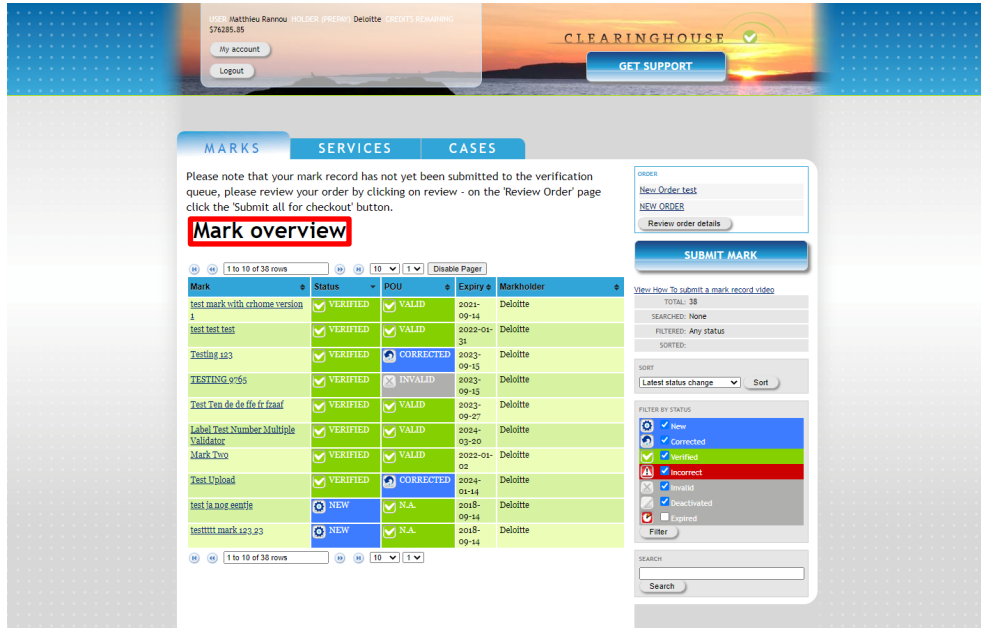
Please note that opting-in to the TReX service on your account does not mean that any of the labels managed by you will be TReX protected. This only means that you have access to the TReX service.

For further information on how to subscribe and obtain the TReX protection, we kindly refer to our manual on "[How to manage your TReX Service](#)".



## 2. Where can I opt-in to the TReX service

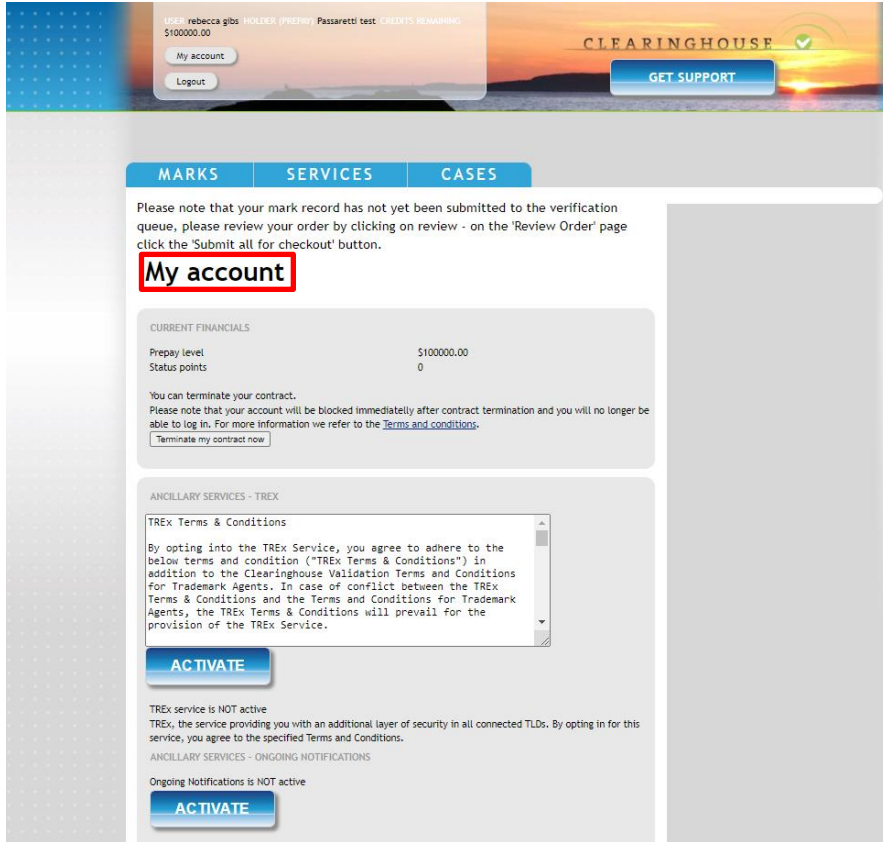
Once you are logged in to the TMCH portal via your account, you are redirected to the “Mark Overview” page as shown below:



In order to opt-in to the TReX service, you will need to go to “My Account”, which can be found on the top left corner of the screen, just above the “Logout” button as shown below:



You are then redirected to the “My Account” page.



USERS: rebecca.gibs | HOLDERS: (PREPRA) | Passarelli test | PREPRA'S REMAINING: \$100000.00

My account | Logout | GET SUPPORT

**MARKS** | **SERVICES** | **CASES**

Please note that your mark record has not yet been submitted to the verification queue, please review your order by clicking on review - on the 'Review Order' page click the 'Submit all for checkout' button.

**My account**

**CURRENT FINANCIALS**

Prepay level	\$100000.00
Status points	0

You can terminate your contract.  
Please note that your account will be blocked immediately after contract termination and you will no longer be able to log in. For more information we refer to the [Terms and conditions](#).  
[Terminate my contract now](#)

**ANCILLARY SERVICES - TREx**

TREx Terms & Conditions

By opting into the TREx Service, you agree to adhere to the below terms and condition ("TREx Terms & Conditions") in addition to the Clearinghouse Validation Terms and Conditions for Trademark Agents. In case of conflict between the TREx Terms & Conditions and the Terms and Conditions for Trademark Agents, the TREx Terms & Conditions will prevail for the provision of the TREx Service.

**ACTIVATE**

TREx service is NOT active  
TREx, the service providing you with an additional layer of security in all connected TLDs. By opting in for this service, you agree to the specified Terms and Conditions.

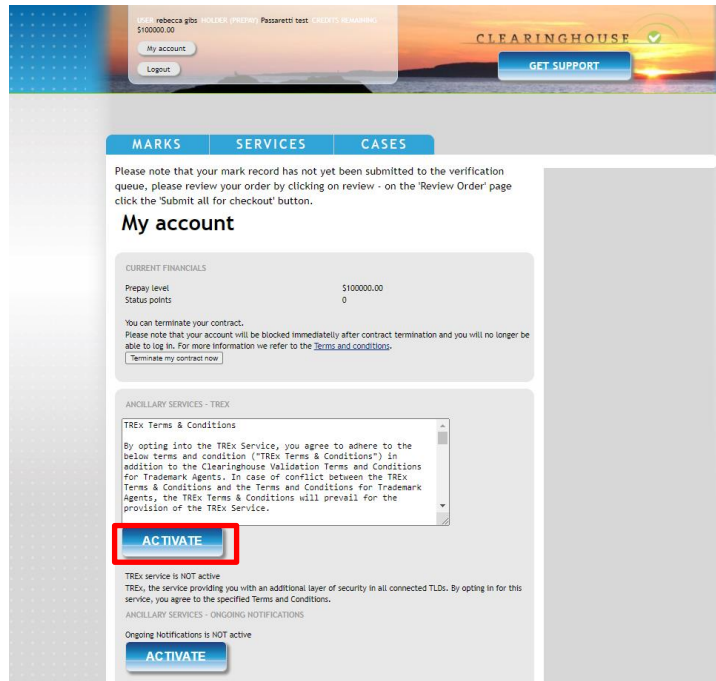
**ANCILLARY SERVICES - ONGOING NOTIFICATIONS**

Ongoing Notifications is NOT active

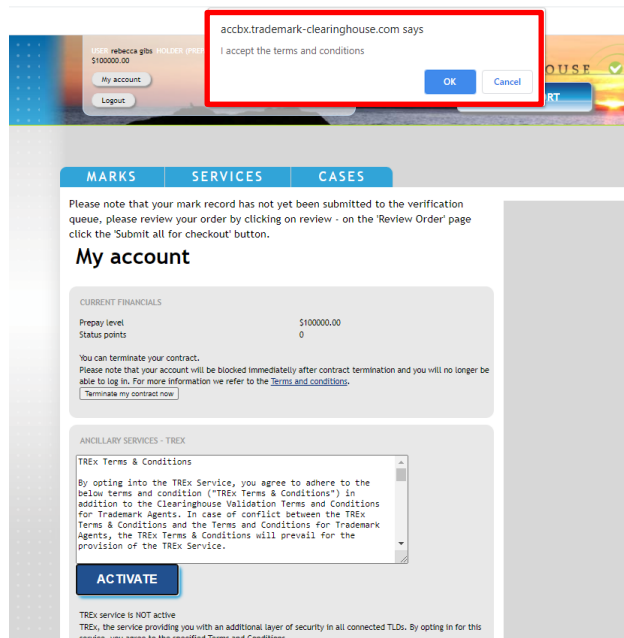
**ACTIVATE**

### 3. How to opt-in to the TREx service?

On the “My Account” page, you can opt-in to the TREx service by clicking the “**Activate**” button in the “Ancillary services – TREx” section.



Once you have clicked on the “Activate” button, a pop-up will appear asking you to accept the Terms and Conditions that are applicable to the TREx service:





When you click “OK” you will accept the Terms and Conditions and you will have opted-in to the TREx service<sup>1</sup>. The pop-up will close and you will be on the “My Account” page again where the following message will appear: “You have now opted-in for TREx”.

The screenshot shows the 'My account' page on the Clearinghouse website. At the top, there is a user profile section with the name 'rebecca gibs', a balance of '\$100000.00', and buttons for 'My account' and 'Logout'. A 'GET SUPPORT' button is also visible. Below this, there are tabs for 'MARKS', 'SERVICES', and 'CASES'. A message states: 'Please note that your mark record has not yet been submitted to the verification queue, please review your order by clicking on review - on the 'Review Order' page click the 'Submit all for checkout' button.' The main heading is 'My account'. A red-bordered box highlights the message: 'You have now opted-in for TREx'. Below this, there is a section for 'CURRENT FINANCIALS' with a table:

Prepay level	\$100000.00
Status points	0

Below the table, there is a note: 'You can terminate your contract. Please note that your account will be blocked immediately after contract termination and you will no longer be able to log in. For more information we refer to the [Terms and conditions](#).' A 'Terminate my contract now' button is provided. The next section is 'ANCILLARY SERVICES - TREX', which contains the message: 'You have now opted-in for TREx. TREx, the service providing you with an additional layer of security in all connected TLDs. By opting in for this service, you agree to the specified Terms and Conditions.' A 'DEACTIVATE' button is located at the bottom of this section.

Once you have opted-in to the TREx service you will be able to subscribe to the TREx service. For further information on how to subscribe and obtain the TREx protection, we kindly refer to our manual on [“How to manage your TREx Service”](#).

---

<sup>1</sup> If you choose to click “Cancel”, the pop-up will close and you will be on the “My Account” page again.